




RAYBRIGHT

LED Flush Mounted Light

Applications: For cabins, passageways, mess halls.



FEATURES:

Material

Body - Aluminium Sheet metal,
case welded
Diffuser - Injection Moulded
Polycarbonate

Protection

IP-20

Life of Light Fitting

≥50,000 Hrs

- LED driver has inbuilt protection from heating, short circuit, surge.

Finish:

Epoxy-polyurethane Painted RAL
9010/ Custom color on request

Weight:

4 Kg (± 10%)

ELECTRICAL:

Voltage

110-230V AC, 50 Hz, 1 Ph.

LUX value at 1M

≥450 lux

EMI/EMC

Comply to MIL-STD-461E

Wattage

≤30W

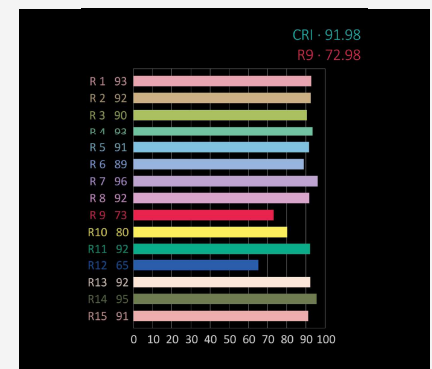
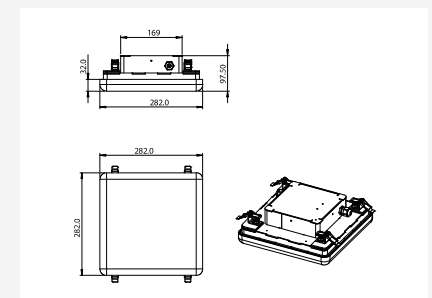
Environmental Test

Comply to JSS55555

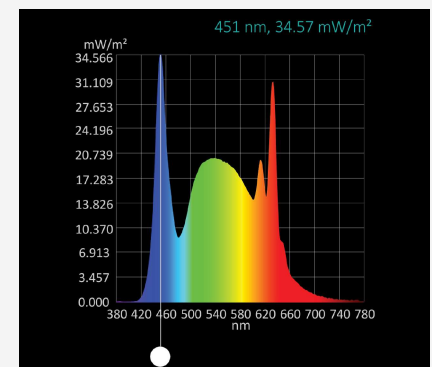
Key Features

- Specially designed diffuser for superior aesthetics.
- High tension springs provided for mounting on to false ceilings.
- Field programmable driver.
- Easy to maintain and replace.
- THD < 10%.
- Flicker free versions also available.
- Surge Immunity IEC 61000-4-5 Level 4.

Technical Drawings



CRI



Spectrum

All specifications are for reference only.
Actual product may vary depending upon
the technology upgradation.